













6 VOLT DEEP-CYCLE FLOODED BATTERIES - with T2 TECHNOLOGY™											
PRODUCT TYPE		CAPACITY					TERMINAL	DIMENSIONS & WEIGHT EACH			
BCI GROUP SIZE	Trojan Model Number	Voltage	5 Hr Rate (Ah)	20 Hr Rate (Ah)	100 Hr Rate (Ah)	Kilowatt Hours @ 100 Hr Rate kWh	TERMINAL OPTIONS (See below)	LENGTH Inches (mm)	WIDTH Inches (mm)	HEIGHT Inches (mm)	WEIGHT Pounds (kg)
GC2	T605	6 VOLT	175	210	232	1,39	1,2,3,4	10.30 (262)	7.11 (181)	11.07 (281)	58 (26)
GC2	T105	6 VOLT	185	225	250	1,50	1,2,3,4	10.30 (262)	7.11 (181)	11.07 (281)	62 (28)
GC2	T105+	6 VOLT	185	225	250	1,50	1,2,3	10.30 (262)	7.11 (181)	11.07 (281)	62 (28)
GC2	T125	6 VOLT	195	240	266	1,60	1,2,3,4	10.30 (262)	7.11 (181)	11.07 (281)	66 (30)
GC2	T125+	6 VOLT	195	240	266	1,60	1,2,3,4	10.30 (262)	7.11 (181)	11.07 (281)	66 (30)
GC2H	T145	6 VOLT	215	260	287	1,72	1,2,3,4	10.30 (262)	7.11 (181)	11.90 (302)	72 (33)
GC2H	T145+	6 VOLT	215	260	287	1,72	1,2,3	10.30 (262)	7.11 (181)	11.90 (302)	72 (33)
DIN	TE35	6 VOLT	200	245	271	1,63	8	9.60 (244)	7.50 (191)	10.60 (269)	68 (31)
901	J250G	6 VOLT	195	235	261	1,57	7	12.17 (309)	6.85 (174)	11.43 (290)	67 (30)
901	J250P	6 VOLT	215	250	278	1,67	6	11.66 (296)	6.94 (176)	11.54 (293)	72 (33)
902	J305E-AC	6 VOLT	250	305	339	2,03	7	12.27 (312)	6.85 (174)	14.41 (366)	83 (38)
902	J305G-AC	6 VOLT	258	315	350	2,10	7	12.27 (312)	6.85 (174)	14.41 (366)	88 (40)
902	J305P-AC	6 VOLT	271	330	367	2,20	6	11.66 (296)	6.94 (176)	14.42 (366)	96 (44)
902	J305PG-AC	6 VOLT	271	330	267	2,20	7	12.27 (312)	6.85 (174)	14.41 (366)	96 (44)
902	J305HG-AC	6 VOLT	295	360	400	2,40	7	12.27 (312)	6.85 (174)	14.41 (366)	98 (45)
902	J305H-AC	6 VOLT	295	360	400	2,40	6	11.66 (296)	6.94 (176)	14.42 (366)	98 (45)
903	L16E-AC	6 VOLT	303	370	411	2,47	7	12.25 (311)	6.85 (174)	16.41 (417)	99 (45)
903	L16G-AC	6 VOLT	320	390	433	2,60	7	12.25 (311)	6.85 (174)	16.41 (417)	101 (46)
903	L16P-AC	6 VOLT	344	420	467	2,80	6	11.66 (296)	6.94 (176)	16.74 (425)	114 (52)
903	L16PG-AC	6 VOLT	344	420	467	2,80	7	12.14 (308)	6.85 (174)	16.41 (417)	114 (52)
903	L16HG-AC	6 VOLT	357	435	483	2,89	7	12.25 (311)	6.85 (174)	16.41 (417)	125 (57)
903	L16H-AC	6 VOLT	357	435	483	2,89	6	11.66 (296)	6.94 (176)	16.74 (425)	125 (57)
903	L16P	6 VOLT	344	420	467	2,80	5	11.66 (296)	6.94 (176)	16.74 (425)	114 (52)
903	L16H	6 VOLT	357	435	483	2,89	5	11.66 (296)	6.94 (176)	16.74 (425)	125 (57)
8 VOLT DEEP-CYCLE FLOODED BATTERIES - with T2 TECHNOLOGY™											
GC8	DC-8V	8 VOLT	135	160	176	1,42	2	10.21 (259)	7.06 (179)	11.14 (283)	61 (28)
GC8	T875	8 VOLT	145	170	189	1,51	1,2,3	10.21 (259)	7.06 (179)	11.14 (283)	63 (29)
GC8	T890	8 VOLT	155	190	211	1,69	1,2,3	10.21 (259)	7.06 (179)	11.14 (283)	69 (31)
GC8	Ranger 160	8 VOLT	169	204	225	1,8	2	10.21 (259)	7.10 (180)	11.90 (302)	76 (34)
12 VOLT DEEP-CYCLE FLOODED BATTERIES - with T2 TECHNOLOGY™											
24	24TMX	12 VOLT	70	85	94	1,13	5,7,8,9	10.92 (277)	6.62 (168)	9.25 (235)	47 (21)
27	27TMX	12 VOLT	85	105	117	1,40	5,9	12.72 (323)	6.60 (168)	9.24 (235)	55 (25)
27	27TMH	12 VOLT	95	115	128	1,54	5,7,8,9	12.72 (323)	6.60 (168)	9.24 (235)	61 (28)
30H	30XHS	12 VOLT	105	130	144	1,73	5,7,8,9	14.00 (355)	6.73 (171)	10.07 (256)	66 (30)
30H	31XHS	12 VOLT	105	130	144	1,73	11	12.97 (329)	6.75 (171)	9.58 (243)	67 (30)
N/A	T1260+	12 VOLT	113	140	155	1,86	1	12.96 (329)	7.13 (181)	10.71 (272)	78 (35)
N/A	T1275	12 VOLT	120	150	166	1,99	1	12.96 (329)	7.13 (181)	10.71 (272)	82 (37)
N/A	T1275+	12 VOLT	120	150	166	1,99	1	12.96 (329)	7.13 (181)	10.71 (272)	82 (37)
N/A	J150	12 VOLT	120	150	166	1,99	1, 2	13.70 (348)	7.13 (181)	11.13 (283)	84 (38)
N/A	J150+	12 VOLT	120	150	166	1,99	1,2,3	13.70 (348)	7.13 (181)	11.13 (283)	84 (38)
921	J185E-AC	12 VOLT	144	175	194	2,33	7, 9	15.52 (394)	6.90 (175)	15.20 (386)	102 (46)
921	J185G-AC	12 VOLT	152	185	205	2,46	7, 9	15.52 (394)	6.90 (175)	15.20 (386)	106 (48)
921	J185P-AC	12 VOLT	168	205	226	2,71	6	14.97 (380)	6.91 (176)	14.71 (374)	114 (52)
921	J185PG-AC	12 VOLT	168	205	226	2,71	7	15.41 (391)	6.90 (175)	15.20 (386)	114 (52)
921	J185HG-AC	12 VOLT	185	225	249	2,99	7	15.52 (394)	6.90 (175)	14.65 (372)	123 (56)
921	J185H-AC	12 VOLT	185	225	249	2,99	6	14.97 (380)	6.91 (176)	14.71 (374)	123 (56)
N/A	DC-500ML	12 VOLT	361	450	500	6,00	5, 8	19.25 (489)	10.62 (270)	16.73 (425)	332 (151)

PRODUCT TYPE		CAPACITY					TERMINAL	DIMENSIONS & WEIGHT EACH			
BCI GROUP SIZE	Trojan Model Number	Voltage	5 Hr Rate (Ah)	20 Hr Rate (Ah)	100 Hr Rate (Ah)	Kilowatt Hours @ 100 Hr Rate kWh	TERMINAL OPTIONS (See below)	LENGTH Inches (mm)	WIDTH Inches (mm)	HEIGHT Inches (mm)	WEIGHT Pounds (kg)
MARINE/RV DEEP-CYCLE BATTERIES - with T2 TECHNOLOGY™											
24	SCS150	12 VOLT	80	100	111	1,33	10	11.30 (286)	6.73 (171)	9.80 (248)	50 (23)
27	SCS200	12 VOLT	95	115	128	1,54	10	12.80 (324)	6.73 (171)	9.80 (248)	60 (27)
30H	SCS225	12 VOLT	105	130	144	1,73	10	13.92 (354)	6.75 (171)	9.95 (253)	66 (30)
36 VOLT DEEP-CYCLE FLOODED BATTERY											
N/A	18-DC500ML	36 VOLT	361	450	500	18,00	12	35.20 (895)	19.10 (486)	16.73 (425)	986 (447)
DEEP-CYCLE GEL BATTERIES											
GC2	6V-GEL	6 VOLT	154	189	198	1,19	6	10.25 (260)	7.08 (180)	10.82 (275)	68 (31)
GC8	8V-GEL	8 VOLT	114	140	160	1,28	6	10.31 (262)	7.13 (181)	10.88 (276)	70 (32)
DIN	TE35-GEL	6 VOLT	180	210	220	1,32	8	9.64 (245)	7.51 (191)	10.65 (271)	69 (31)
8D	8D-GEL	12 VOLT	188	225	265	3,18	5	20.69 (526)	10.95 (278)	10.82 (275)	168 (76)
24	24-GEL	12 VOLT	66	77	85	1,02	6,7	10.92 (277)	6.61 (168)	9.26 (235)	52 (24)
27	27-GEL	12 VOLT	76	91	100	1,20	7	12.73 (323)	6.38 (162)	9.26 (235)	62 (28)
31	31-GEL	12 VOLT	85	102	108	1,30	7	12.94 (329)	6.82 (173)	9.64 (245)	70 (60)
DIN	5SHP-GEL	12 VOLT	110	125	137	1,64	8	13.58 (345)	6.75 (172)	11.01 (280)	85 (39)
RELIANT™ DEEP-CYCLE AGM BATTERIES with C-Max TECHNOLOGY™											
GC2	T105-AGM	6 VOLT	171	217	230	1,38	5, 8, 15	10.30 (262)	7.06 (179)	10.73 (273)	68 (31)
902	J305-AGM	6 VOLT	250	310	329	1,97	5, 6, 15	11.66 (296)	6.94 (176)	14.09 (358)	97 (44)
903	L16-AGM	6 VOLT	290	370	392	2,35	5, 6, 15	11.66 (296)	6.94 (176)	16.41 (417)	115 (52)
GC8	T875-AGM	8 VOLT	130	160	170	1,36	8, 15	10.30 (262)	7.06 (179)	10.73 (273)	70 (32)
921	J185-AGM	12 VOLT	157	200	212	2,54	5, 6, 15	14.97 (380)	6.94 (176)	14.45 (367)	125 (57)
DUAL PURPOSE AGM BATTERIES (6V - AGM / 8D - AGM - 12 Volt)											
GC2	6V-AGM	6 VOLT	154	200	221	1,33	6	10.28 (261)	7.08 (180)	10.74 (273)	65 (29)
8D	8D-AGM	12 VOLT	179	230	254	3,05	6	20.47 (520)	10.64 (270)	9.08 (231)	161 (73)
12 VOLT DEEP-CYCLE AGM BATTERIES											
U1	U1-AGM	12 VOLT	29	33	34	0,408	15	7.78 (198)	5.20 (138)	6.75 (171)	27 (12)
24	24-AGM	12 VOLT	67	76	84	1,01	6	10.77 (274)	6.84 (174)	8.62 (219)	54 (24)
27	27-AGM	12 VOLT	77	89	99	1,19	6	12.05 (306)	6.84(174)	9.32 (237)	64 (29)
31	31-AGM	12 VOLT	82	100	111	1,33	6	13.42 (341)	6.81 (173)	9.18 (233)	69 (31)
GC12	12-AGM	12 VOLT	112	140	144	1,72	15	13.54 (344)	6.76 (172)	10.88 (276)	100 (45)
31	OverDrive™ 31-AGM	12 VOLT	84	102	112	1,34	11	13.73 (349)	6.80 (173)	9.16 (233)	69 (31)
SOLAR AGM LINE - DEEP CYCLE AGM BATTERIES											
SAGM	SAGM 12 135	12 VOLT	129	135	137	1,62	15	12.96 (329)	7.06 (179)	10.96 (278)	83 (38)
SAGM	SAGM 12 205	12 VOLT	169	205	216	2,46	15	14.97 (380)	6.94 (176)	14.07 (357)	131 (59)

TERMINAL CONFIGURATIONS

							
1 ELPT	2 EHPT	3 EAPT	4 EUT	5 LT	6 DT	7 UT	8 AP
Embedded Low Profile	Embedded High Profile	Embedded Automotive Post	Embedded Universal	L-Terminal	Automotive Post & Stud	Universal	Automotive Post
							
9 WNT	14 IND	15 M6/M8	16 SLT				
Wingnut	IND	6mm/8mm Insert	Small L-Terminal				